

To begin, enter your search term in the **Find** box. Then click a button:



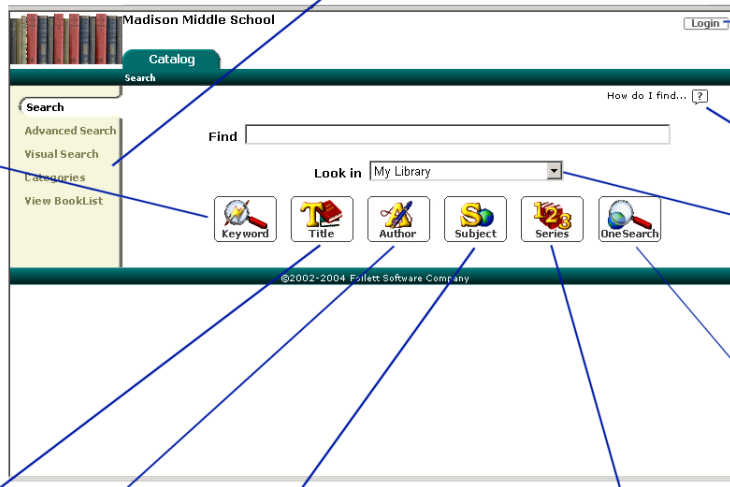
Keyword

looks for your keyword search term—in all the title, author, subject, series, and notes information. Use this search for hard-to-find items and when other searches didn't find what you're looking for.



Click **Title** to look for your search term in all the title information in the catalog.

To open these additional Destiny pages, click the name.



Click **Author** to look for your search term in author and illustrator information.




Click **Subject** to look for your search term in all subjects.



Click **Series** to look for your search term in all series titles.

If you have a user name and password, click **Login**.

For help, click the  icon.

You may be able to search other libraries. If this list appears, select a group of libraries.



Click **One Search** to look for your search term in a variety of information sources all at once, including your library catalog and the Internet.

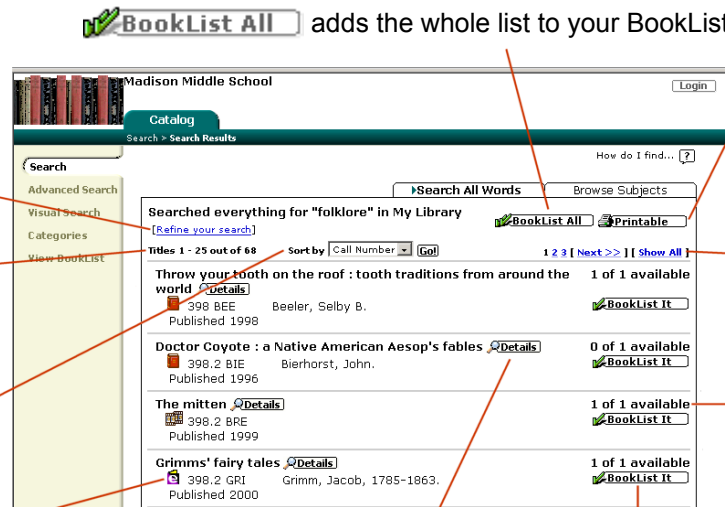
Your **Search Results** appear next.

If they're not what you wanted, click [Refine your search](#) to search again.

The number of titles Destiny found.

Sort the list any way you want and click **Go!**

This icon tells you what kind of material it is—a book, a video, or an audio-tape. (See the Help for a complete list of icons.)



For more information about a title, click **Details**.

BookList It adds a particular title to your BookList.

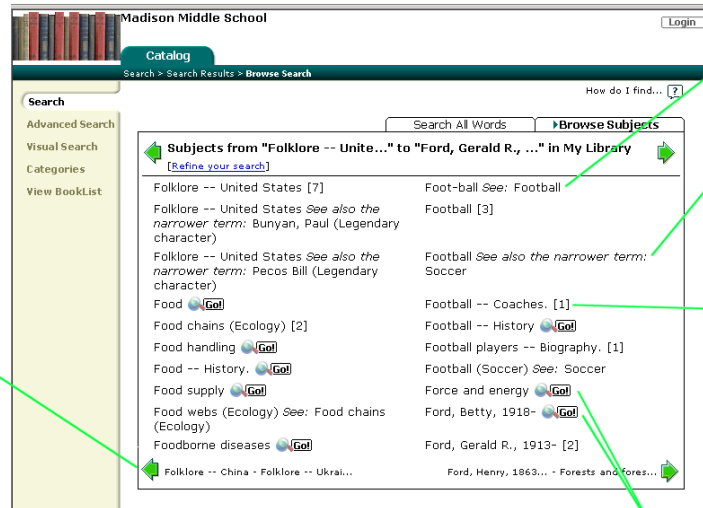
Click **Printable** for a printer-friendly page.

Page through the list, or click [Show All](#) for the complete list.

Shows the number of copies available at your library

If the **Browse** tab appears, in place of a result list, you can scroll through the list to find what you're looking for.

To scroll through the list, click the arrows .




See tells you the correct search term to use.

See also lets you know about other similar subjects.

An entry with a number indicates that your library has that title, or has materials by the author, about the subject, or in the series.

Click the name in the list to see those materials.

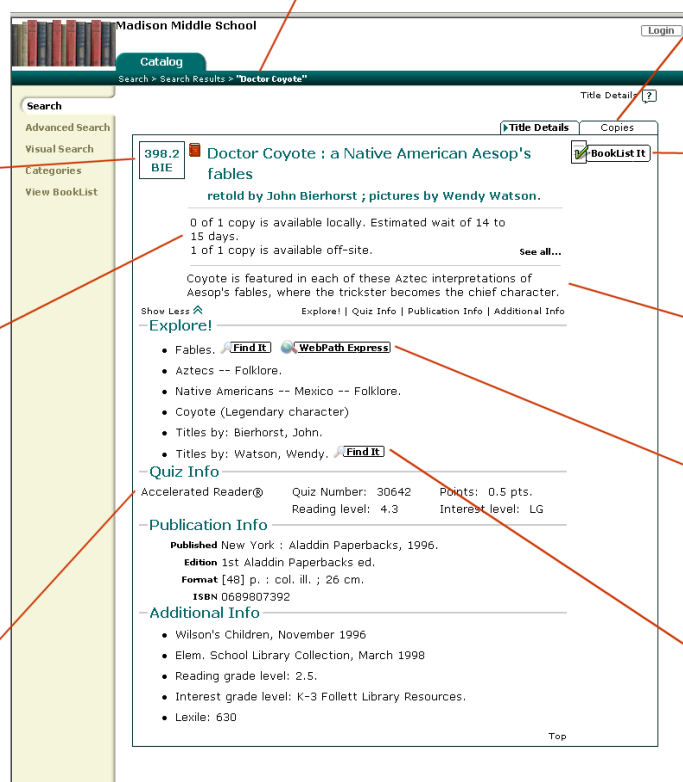
For information about a subject from the Internet, click any .

The **Title Details** page contains all the information about the title that you selected.

The call number helps you find it on the library shelves.


The copy information shows how many copies are available at your library. If there aren't any available now, it tells you how long you need to wait. It may include information about copies at other libraries.

If you want to earn points in your reading program, you'll want to read the **Quiz Info**.




Click the breadcrumbs to retrace your steps.


For more information on the copies, click **Copies**.

To add this title to your BookList, click .

The summary tells you a little about the story plot.

Explore! gives you links to other materials.

For information on the Internet about a subject, click any .

For more library materials, click any .